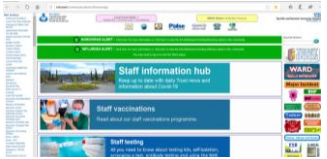


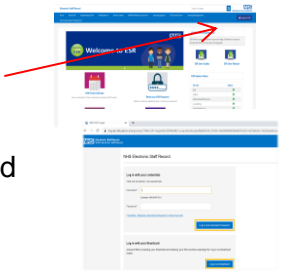
1. Access ESR 2. ESR Login 3. Go to My ESR Portal 4. ESR Portal Page

Access link via internet - <https://my.esr.nhs.uk>
or
Click ESR icon on Hospital Intranet

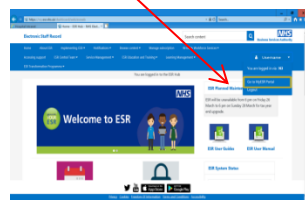


Click Login to ESR

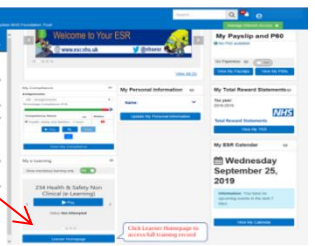
Login via Username or smartcard



After you logged in, click Goto MyESR Portal

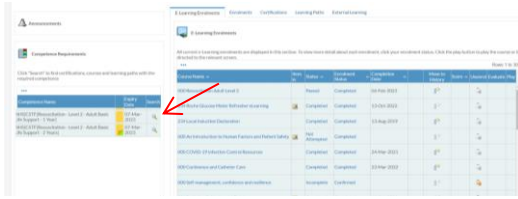


Click Learner Homepage




5. How to Subscribe to an eLearning module

Under Competence requirements,
1. Click Search icon

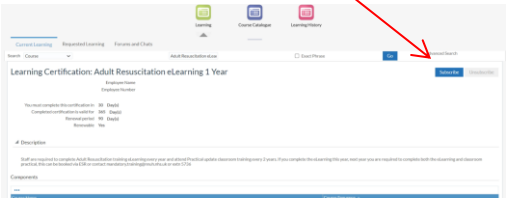


2. Click Details

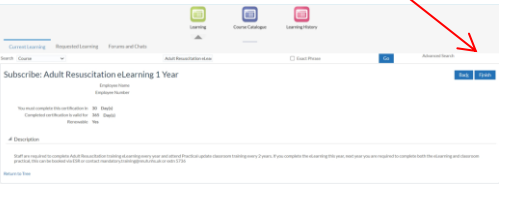


****If you are required to complete Paeds training, then please click the Details icon for Paediatric and Adults module****

3. Click Subscribe

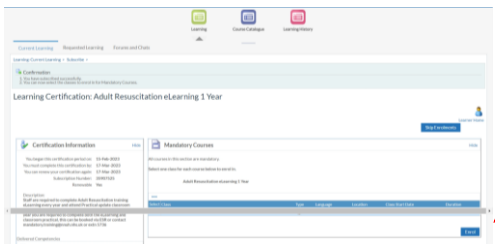


4. Click Finish

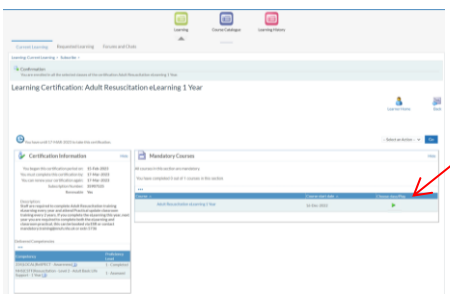


6. How to Enrol to Resus eLearning

5. Click Enrol



6. Click Play. On completion, click blue home icon at the top right to update the training



7. Renewal of training:

To renew you certification, click the **Play** button, then click **Renew and Play** button which automatically renewed and launch the module.

How to book Classroom/Practical Resus Training

1. Under Competence requirements, click **Search icon**

2. Click blue icon under **Offering Details**

3. Scroll down to view all available Class session dates. Click **Enrol for relevant dates**

4. Click **Apply**

5. Under **Enrolments tab, see confirmation of your booked session and venue**

To cancel the training, click **Unenrol icon**

PLEASE NOTE: Staff are required to complete Adult Resuscitation training eLearning every year and attend Practical update classroom training every 2 years. If you complete the eLearning this year, next year you are required to complete both the eLearning and classroom practical, this can be booked via ESR or contact mandatory.training@nnuh.nhs.uk or extn 5736.

Any queries, please contact Mandatory.Training@nnuh.nhs.uk