

Radiology Department

Plain X-ray Information Leaflet

Why do I need an X-ray?

Your doctor thinks an X-ray may help us to know why you have the symptoms you have.

Your doctor will use the x-ray to decide what you need to do to feel better.




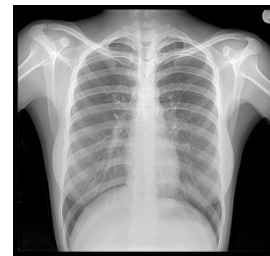
What happens during the X-ray?

The X-ray will happen in the hospital.

It is like having a photograph taken of the inside of your body.

You may be asked to put on a gown before your X-ray.

The person who takes the x-ray will make sure you are lying in the right way on the bed.



There will be a camera near the bit of your body being X-rayed, and a light will shine out of it.

The x-ray machine makes a little noise when it takes a picture.

The x-ray doesn't take long to do



Does the x-ray hurt?

No, the X-ray does not hurt.

If you are pregnant, please tell us so we can keep you safe. →



Can I bring someone with me to the X-ray?

You can bring someone with you if you feel worried.

They may need to stand behind a glass screen when the X-ray is taken.

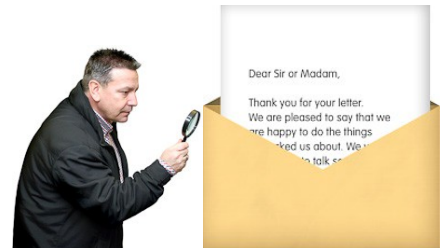



Can I eat before the X-ray?

Usually eating and drinking before your x-ray is okay.



Check your appointment letter, because you may not be able to eat and drink before if you are having a certain type of scan.




What happens afterwards?

You can return to the ward or go home.



The results of your X-ray will be sent to your doctor.




Students and teaching

There may be students watching/taking part in the X-ray.




If you do not want this, please tell us.



We may use the X-ray for teaching.



You cannot be identified from the X-ray.



Questions?

Speak to your Doctor, or call us in the X-ray Department
on 01603 286048. Email: nnu-tr.radiology@nhs.net



